

Jeep® '73 - tougher guts, brighter looks!



Jeep



Jeep Commando



Jeep Truck



Jeep Wagoneer

Jeep Wagoneer

The Jeep Wagoneer is built to be rugged and durable. Its 4-wheel drive system has been toughened through more than thirty years of experience. The frame is heavy duty steel with five strong crossmembers. It has multi-leaf springs, both front and rear, for more lateral stability. The engines: a standard 258 CID six or an optional 360 CID V-8. To take you over rocky obstacles off the road, it has one of the highest ground clearances in its class. And the shortest front and rear overhang of any American 4-wheel drive family wagon.



Jeep 4-wheel drive helps you maneuver through all kinds of off-road terrain.



The Jeep Wagoneer holds its footing in snow, helps you pave your own roads.



It grips tight to ease worries on rain-slick roads.



It can take you and your family almost anywhere. Carries up to 1790 lbs. And there's plenty of trailer towing power.



A wide track and low silhouette give the Wagoneer superior stability off the road.



Luxurious new Wagoneer interior. Instrument panel, steering column and wheel are color-keyed. Carpeting is standard.


Jeep Wagoneer



It has over 90 cubic feet of cargo space.



Rear seat is standard, unlike some competitive vehicles. Folds down, too.



Automatic transmission and air conditioning are available, of course.

Specifications:

Wheelbase, 110.0"
 Standard tires, F78 x 15
 Tread: front/rear, 57.3"/57.5"
 Minimum ground clearance, 7.8"
 Turning diameter, 44.4'
 Fuel capacity, 22 gals.
 Overall width/length, 75.6"/183.7"

Transmissions:

3-speed floor shift, standard.
 Column mounted 3-speed automatic, optional.
 4-speed floor shift, optional.

Body Styles:



Inside, the Jeep Wagoneer combines fashion with function. Take the newly-designed instrument panel. New oil and ammeter gauges make it more convenient, new padding and colors make it more elegant. The seats come with two thick inches of foam padding for plush comfort and strategically placed coil springs for the best support. In front, there's plenty of leg room (45 inches), plenty of head room (39 inches). Armrests, both front and rear. The Wagoneer comes in a Standard model or in a deluxe Custom model with special trim and comfort features.

Comfort/Convenience/Performance Options:

Power brakes, power steering, automatic transmission, 4-speed transmission, a wide variety of tires, Trac-Lok differential, heavy-duty cooling system, heavy-duty springs, heavy-duty shock absorbers, heavy-duty alternator, heavy-duty battery, AM radio, bucket seats with center armrest, electric clock, tinted glass, air conditioning, luggage rack, outside passenger mirror, "West Coast" mirrors, rear window air deflector, custom wheel covers, wood-grain trim, semi-automatic hubs, fuel tank skid plate.

Work Options:

Heavy-duty snow plow, winches (electric or power take-off), trailer hitch.

Engines:

	258 6-cyl. 1 barrel Standard	360-V8 2 barrel Optional	360-V8 4 barrel Optional
Displacement	258 cu. in.	360 cu. in.	360 cu. in.
Valve arrangement	OHV in line	90° OHV	90° OHV
Compression ratio	8.0:1	8.5:1	8.5:1
Bore and stroke	3.75" x 3.90"	4.08" x 3.44"	4.08" x 3.44"
Net horsepower @ RPM	110 @ 3500	175 @ 4000	195 @ 4400
Net torque @ RPM	195 @ 2000	285 @ 2400	295 @ 2900



Jeep traction takes you through just about anything, even mud that would bog down an ordinary truck.

Jeep  **Truck**



It comes in model sizes that can carry up to 3520 lbs.

The Jeep Truck works hard, even when you're out playing. Jeep 4-wheel drive gives you the traction and control you need off the road. This truck comes with gross vehicle weights from 5000 to 8000 lbs. The 8000 GVW model can haul 80% of its own weight in cargo! Engines: a standard 258 six or an optional 360 CID V-8. Transmissions: 3-speed, 4-speed, or automatic. There are multi-leaf springs at all four wheels to help you haul big cargoes, cling to steep grades. It's built narrow for maneuverability, low for balance. Wheelbases of 120" and 132".



One of the highest ground clearances of any pickup. Yet the low center of gravity adds to stability on hills.



Improved double-wall construction absorbs shocks from shifting loads.



Jeep  Truck

Look inside the Jeep Truck. It gives you comfort, convenience and safety. There are 45 inches of leg room, 61 inches of hip room. The new instrument panel has increased padding, smarter styling, and new, easier-to-read gauges. The dash, the steering column, the wheel and the new floor mats are all color-coordinated. A reinforced closed box section frames the roof for greater protection. The Jeep Truck is built to last — comfortably. Pick the right Jeep Truck model for you.

Comfort/Convenience/Performance Options:


Power brakes, power steering, automatic transmission, 4-speed transmission, a wide variety of tire styles and sizes, Trac-Lok differential, heavy-duty cooling system, heavy-duty alternator, heavy-duty battery, AM radio, bucket seats with center armrest, electric clock, air conditioning, dual horns, outside passenger mirror, "West Coast" mirrors, courtesy lights, wheel covers, custom decor group, two-tone paint, wood-grain trim, semi-automatic front hubs, fuel tank skid plate, tonneau cover, rear step bumper, reserve fuel tank.

Work Options:

Heavy-duty snow plow, winches (electric or power take-off), trailer hitch, push plate, power take-off, side boxes and cabinets, dump body, wrecker package.

Engines:	258 6-cyl. 1 barrel	360-V8 2 barrel	360-V8 4 barrel
Displacement	258 cu. in.	360 cu. in.	360 cu. in.
Valve Arrangement	OHV in line	90° OHV	90° OHV
Compression ratio	8.0:1	8.5:1	8.5:1
Bore and stroke	3.85" x 3.90"	4.08" x 3.44"	4.08" x 3.44"
Net horsepower @ RPM	110 @ 3500	175 @ 4000	195 @ 4400
Net torque @ RPM	195 @ 2000	285 @ 2400	295 @ 2900
Standard	5000-6000 gvw	7000-8000 gvw	
Optional		5000-6000 gvw	5000-6000 gvw

Seat cushions have loop springs, foam padding and durable vinyl for enduring comfort and looks.



Newly-designed instrument panel, with standard direct-reading oil and ammeter gauges.



New, wider tailgate opens with one hand.



Work options available, including pushplates...



and snow plows.



The pickup box has lots of room. It's 71" wide, 84" or 96" long, depending on model.

Specifications:


	J-2500 5000 gvwt	J-2600 6000 gvwt	J-4500 5000 gvwt	J-4600 6000 gvwt	J-4700 7000 gvwt	J-4800 8000 gvwt
Wheelbase	120"		132"			
Standard Tires	F78 x 15	7.00 x 16	F78 x 15	7.00 x 16	7.50 x 16	7.50 x 16
Ground clearance (min.)	7.9"	8.9"	7.9"	8.9"	8.9"	8.9"
Turning diameter	49.5'		52.0'			
Tread: front/rear	63.5"/63.8"		63.9"/64.4"			
Fuel capacity	19 gals.		19 gals.			
Bed length	84.3"		96.3"			
Overall width/length	78.9"/193.6"		78.9"/205.6"			

Body Styles:



Transmissions:

3-speed floor shift, standard. Column mounted 3-speed automatic, optional. 4-speed floor shift, optional (standard on J-4800 model).





The wide track joins with a narrow body for extra stability.



Its strong steel frame and rugged body are built for work.



Jeep traction comes through in snow.

Jeep

Over 30 years of improvement have made the Jeep one of the most functionally designed vehicles in the world. It has the shortest front and rear overhang of any 4-wheel drive vehicle in America, and the highest ground clearance in its class. It's narrower, too, and its open-end front axle makes

for a turning circle of less than 33 feet. So the Jeep can go over, around, and through some of the toughest, tightest terrain anywhere. And you can take over 1000 pounds of gear with you. Engines range from the standard 232 CID six to the optional 304 CID V-8—power to spare.



The Renegade bound for glory. It's the Jeep with even more muscle and more flair. Available in January, 1973.

This Super Jeep comes with special features as standard equipment. It's got a 304 CID V-8 engine. Roll bar. Specially styled wheels. H78 x 15 whitewalls. Blackout hood. Racing stripe. Fender lip extensions. Transmission and fuel tank skid plates. Oil and ammeter gauges. Dual mirrors and

visors. Custom vinyl interior. Rear mounted spare tire. And a choice of bright, sporty body colors. All together, they make up one of the flashiest vehicles in America today.

The Jeep Renegade. Exciting to look at. Exciting to drive. Exciting to own.


Jeep  **Renegade**



Bucket seats let you get away in comfort. The new instrument panel adds more style.

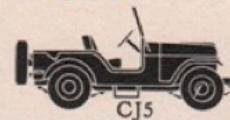


Vinyl fabric tops available.



The new gauges are easier to read.


Body Styles:



CJ5



CJ6



Full top




Half-cab




Or metal cabs.




For work, put on a snowplow . . .



or a heavy-duty winch.



Comes with rear-mounted spare or side-mounted spare with tailgate.



Specifications:

Wheelbase, CJ5-84", CJ6-104"
 Standard tires, F78 x 15 4-ply
 Tread: front/rear, 51.5"/50.0"
 Minimum ground clearance, 8.0"
 Turning diameter, CJ5-32.9', CJ6-37.6'
 Overall width, 71.7"
 Overall length, CJ5-138.9", CJ6-158.9"
 Fuel capacity, 15.5 gals.

Transmissions:

3-speed floor shift, standard.
 4-speed floor shift, optional.



Renegade

Jeep

The Jeep is sporty on the inside, too. That molded foam bucket seat is standard. And you can get rear seats for the back. In front, you've got leg room, forty-one full inches. And hip room, fifty-five full inches. The instrument panel has been improved for even greater illumination and identification. But don't worry. The Jeep is, deep down, the same basic vehicle it has always been. We keep making it better—not different. Choose your Jeep from the variety of models available.

Comfort/Convenience/Performance Options:

Power brakes, power steering, 4-speed transmission, heavy-duty springs, heavy-duty shock absorbers, a wide variety of tires, full metal or fabric top, metal or fabric half-cab, fabric "Safari Top," front bucket seats, full width split front bench seat, rear bench seat, cigar lighter, wheel covers, chrome bumpers, swing-out rear tire carrier, racing style roll bar, Trac-Lok differential, semi-automatic front hubs, heavy-duty cooling system.

Work Options:

Heavy-duty snow plow, winches (electric or power take-off), trailer hitch, push plate, power take-off.

Engines:

	232 6-cyl. 1 barrel Standard	258 6-cyl. 1 barrel Optional	304-V8 2 barrel Optional
Displacement	232 cu. in.	258 cu. in.	304 cu. in.
Valve arrangement	OHV in line	OHV in line	90° OHV
Compression ratio	8.0:1	8.0:1	8.4:1
Bore and Stroke	3.75" x 3.50"	3.75" x 3.90"	3.75" x 3.44"
Net horsepower @ RPM	100 @ 3600	110 @ 3500	150 @ 4200
Net torque @ RPM	185 @ 1800	195 @ 2000	245 @ 2500

Jeep Commando



The Commando Wagon is built for tough terrain, with multi-leaf springs all around.



It gets you there even in deep snow.



It comes in a hard working Pickup model, too.

What makes the Jeep Commando so special? Take it off the road and find out. 4-wheel drive gets you there—and keeps you going. High ground clearance combined with a low center of gravity helps you avoid off-road snags, while retaining a sure-footed stance. It's narrow on the outside, so you can get in and out of spots that are too tight for other vehicles. Yet there's plenty of room on the inside for both kids and cargo. Power? There's plenty. Choose from the standard 232 CID six, an optional 258 CID six, or the optional 304 CID V-8. The Jeep Commando comes in Roadster, Station Wagon and Pickup models. Pick the one that's right for you.

Comfort/Convenience/Performance Options:

Power brakes, power steering, automatic transmission, 4-speed transmission, heavy-duty springs, heavy-duty shock absorbers, heavy-duty alternator, heavy-duty battery, a wide variety of tires, full width split front bench seat, rear bench seat, wheel covers, swing-out rear tire carrier, Trac-Lok differential, semi-automatic front hubs, heavy-duty cooling system, AM radio, cigar lighter, tinted glass, air conditioning, courtesy lights, luggage rack, special decor groups, fuel tank skid plate, fabric "Safari Top" (Roadster only).

Work Options:

Heavy-duty snow plow, winches (electric or power take-off), trailer hitch, push plate, power take-off.

Engines:

	232 6-cyl. 1 barrel Standard	258 6-cyl. 1 barrel Optional	304-V8 2 barrel Optional
Displacement	232 cu. in.	258 cu. in.	304 cu. in.
Valve arrangement	OHV in line	OHV in line	90° OHV
Compression ratio	8.0:1	8.0:1	8.4:1
Bore and stroke	3.75" x 3.50"	3.75" x 3.90"	3.75" x 3.44"
Net horsepower @ RPM	100 @ 3600	110 @ 3500	150 @ 4200
Net torque @ RPM	185 @ 1800	195 @ 2000	245 @ 2500



Attractive interiors include color-coordinated instrument panel and foam molded seats.

Specifications:

Wheelbase, 104.0"
 Standard tires, F78 x 15 4-ply
 Tread: front/rear, 51.5"/50.0"
 Minimum ground clearance, 7.5"
 Turning diameter, 37.8'
 Fuel capacity, 15.5 gals.
 Overall width/length, 65.2"/174.5'

Transmissions:

3-speed floor shift, standard.
 Column mounted 3-speed automatic, optional.
 4-speed floor shift, optional.

Body Styles:



Pickup



Roadster



Wagon



Optional foam rear seat has plenty of room for your kids.




Tailgate drops flush for easy loading.



Comes with a pushplate and other heavy-duty options.


Jeep '73 Interior Colors and Fabrics:

Jeep and Jeep Commando




"Wellington"
Vinyl
Standard

Jeep Commando Wagon



"Striped Uganda"
Perforated Vinyl
Standard with Custom Decor

Jeep Wagoneer and Jeep Truck



"Rio Grande"
Embossed Vinyl
Standard

"Leo"
Pleated Fabric
Standard on Custom Models

"Uganda"
Perforated Pleated Vinyl
Optional on Custom Models

Jeep '73 Exterior Colors:

Champagne
White

Fawn
Beige

Jetset Blue
Metallic

Fairway Green
Metallic

Avocado Mist
Metallic

Copper Tan
Metallic

Butterscotch
Gold

Daisy
Yellow

Trans-Am
Red



Jeep ® is the registered trademark of Jeep Corporation. In order that product improvements may be made at any time, specifications and other data are subject to change without notice.

Toughest 4-letter word on wheels.

